


Accessing the Student Portal for your French Class

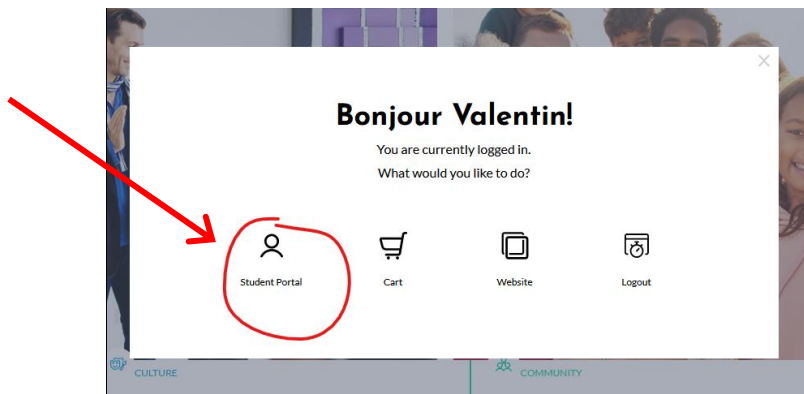
<https://www.alliancefrancaise.ca/af/students>

1) – Login to Alliance Française Vancouver website www.alliancefrancaise.ca using the email address you receive your invoices, newsletters, reminders ...

If you never logged in to your AF account online, you will have to click “forgot my password” to change /create a new password using the email address we have on file.



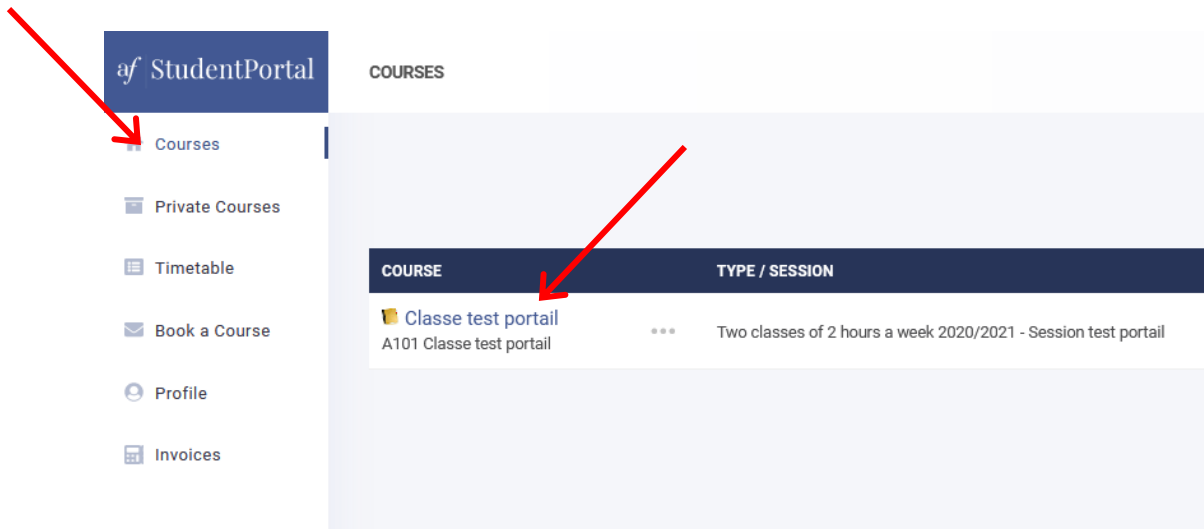
2) – Go directly to <https://www.alliancefrancaise.ca/af/students> ,
or go to the login popup (see above to access the login popup) and click on **“Student portal”**



3) Access your class

When on the student portal, go to the section “courses”, and then click on the title of your French course (most recent on top).

You can also from the left menu access to you past invoices, modify your profile information and picture.



4) Understand the learning platform

Course feed: Here, you will find all the posts and discussions by the teacher and the students of the class (most recent on top, except “pinned” posts by the teacher). You can comment or like a post!

Assignment: access your assignments, submit your work and check the teacher’s comments and grade.

Documents: when the teacher adds a document, you can find it here.

View schedule: all the class dates and times.

