


Accessing the AF-MyPortal for your French Classes... and much more!

<https://www.alliancefrancaise.ca/af/students>

1

Login to Alliance Française Vancouver website www.alliancefrancaise.ca

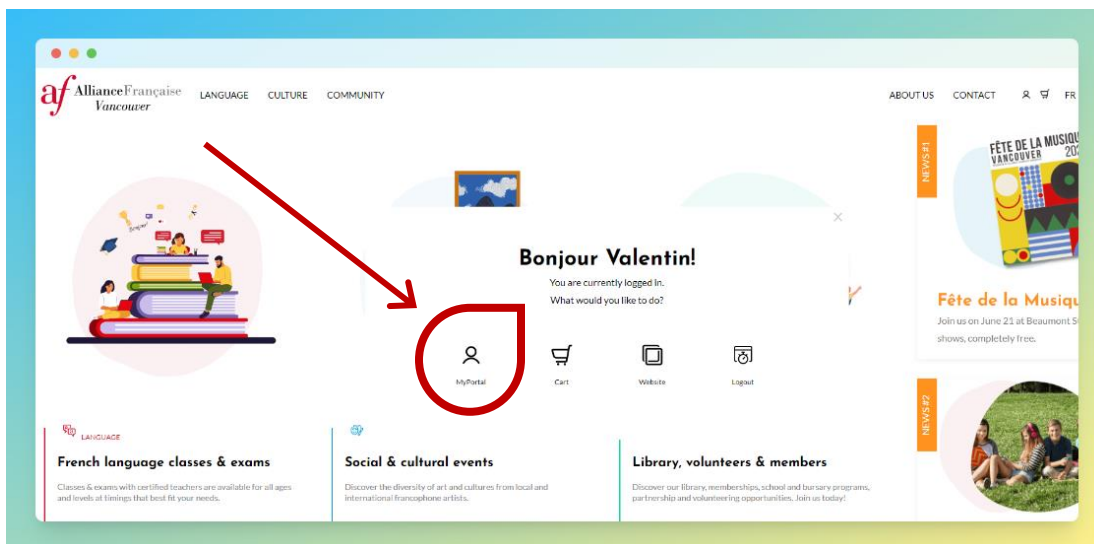
using the email address where you receive your invoices, newsletters, reminders ...
If you never logged in to your AF account online, you would have to click “forgot my password” to change /create a new password using the email address we have on file.



2

Go directly to <https://www.alliancefrancaise.ca/af/students>,

or from the login popup of the main website (see above to access the login popup),
click on **MyPortal**



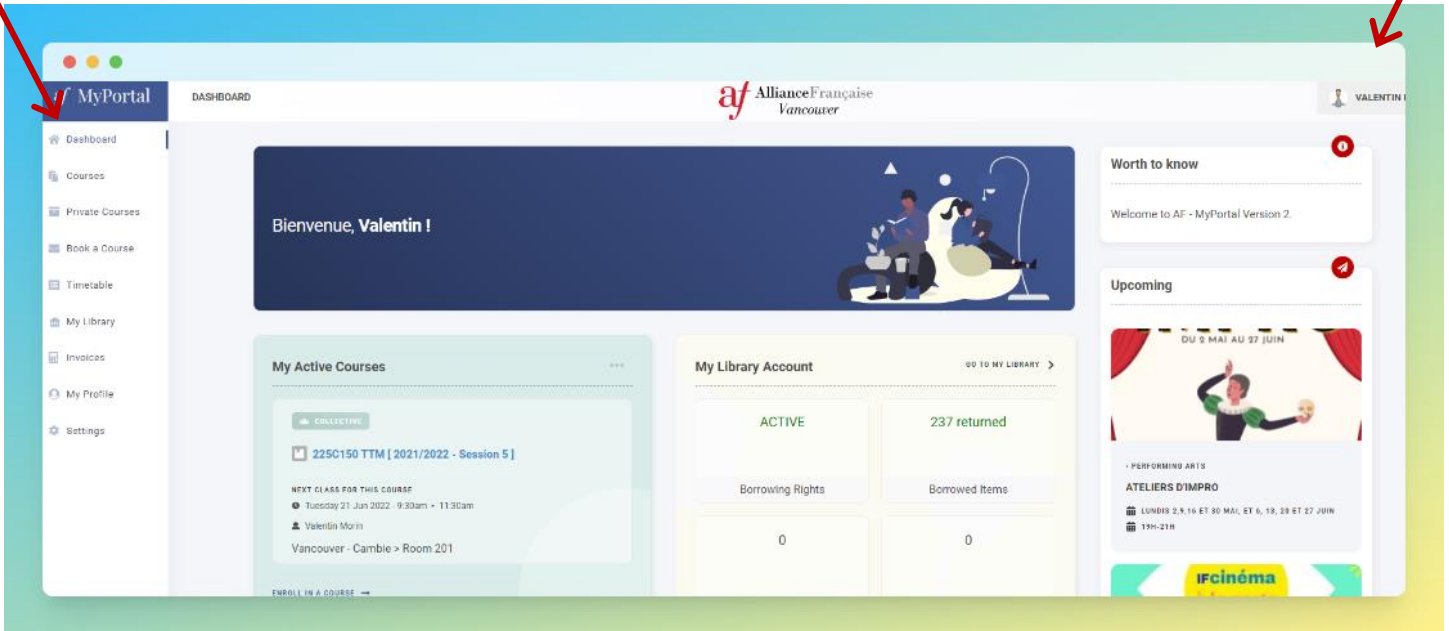
3

Discover the dashboard

From MyPortal's dashboard, you can see your current registrations, your up-to-date library account, our next cultural events, etc.

From the **menu**, you have access to your collective classes, private classes, your invoices, your settings (profile information and picture, classes email's notifications, theme/personalization of your page, etc.).

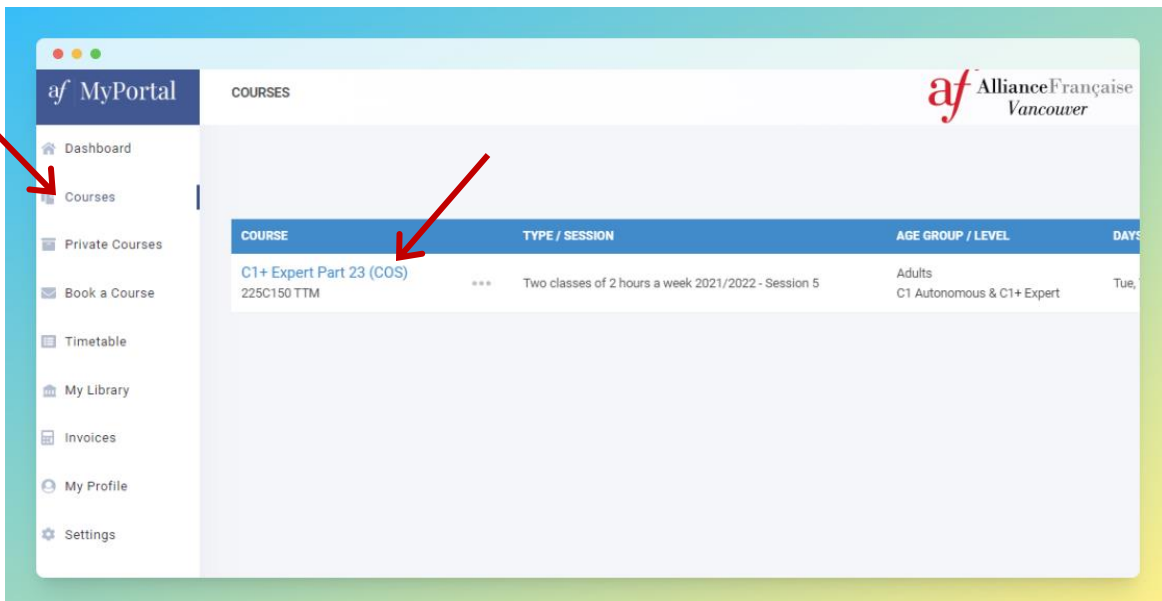
When two profiles are registered under the same email address (parent and child), you can **switch profile** on the top right of the page. *Did you know?* As a parent you can access to past Certificates of Achievement from your previous child's classes!



4

Access your current French course

Go to the section **Courses** in the menu, and then click on the title of your French course (most recent on top). You can also access to your current class directly from the dashboard.



5

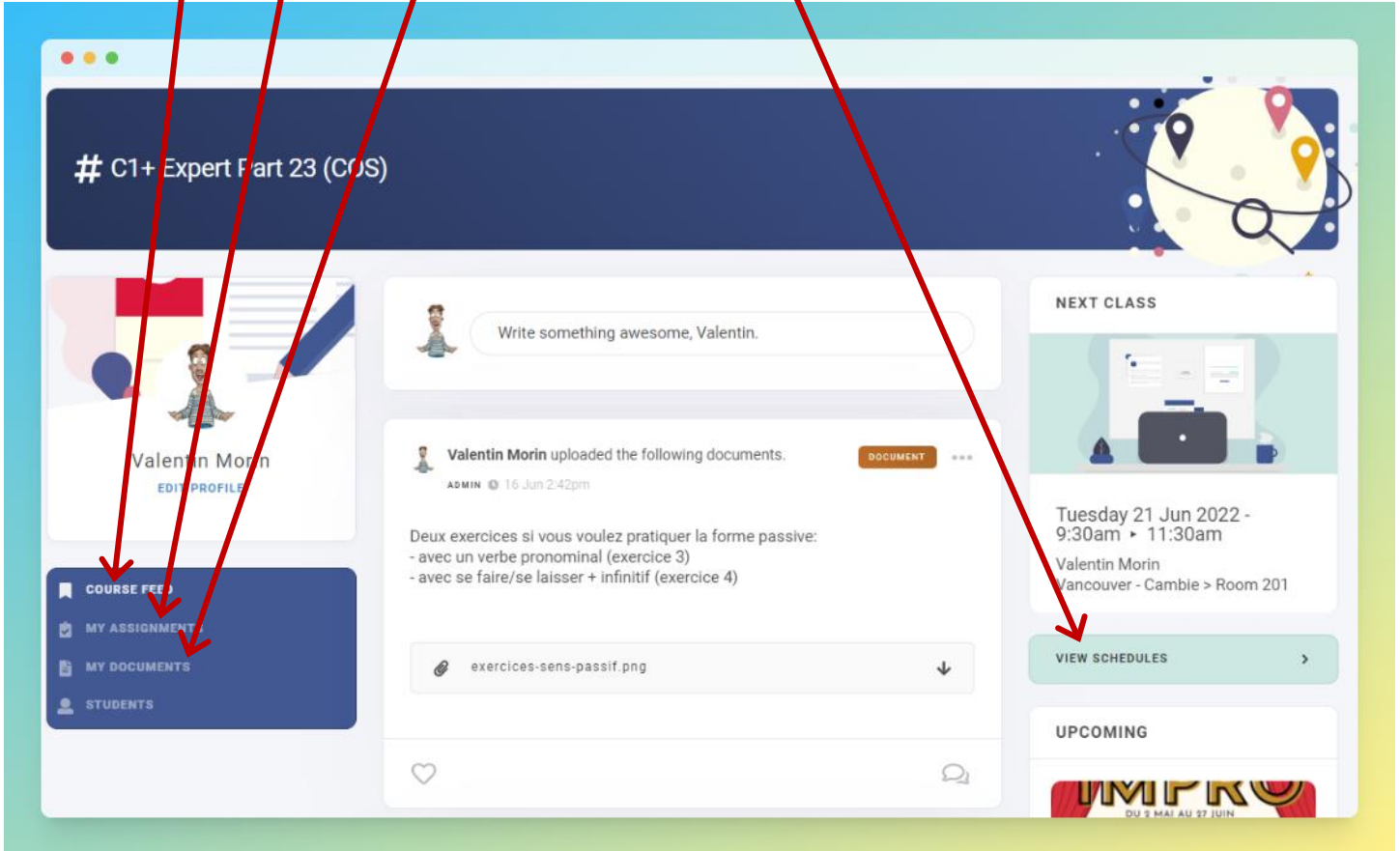
Understand the course platform

Course feed: Here, you will find all the posts and discussions by the teacher and the students of the class (most recent on top, except “pinned” posts by the teacher). You can comment or like a post!

Assignment: access your assignments, submit your work, and check the teacher’s comments and grade.

Documents: when the teacher adds a document, you can find it here.

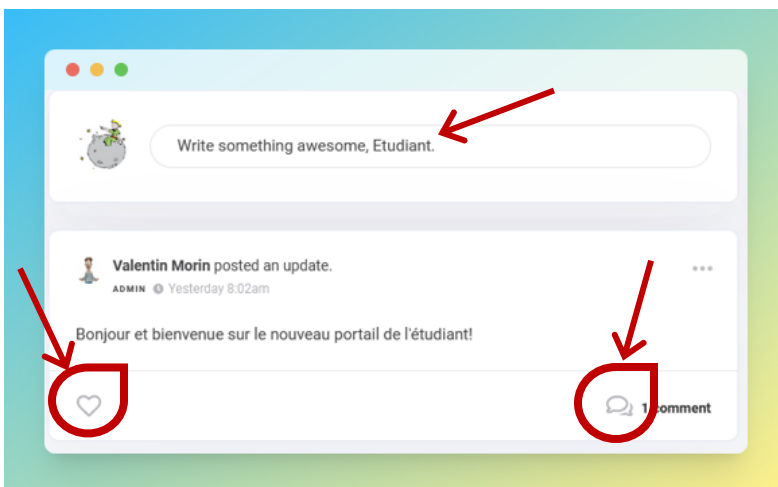
View schedule: all the classes’ dates and times.



6

Interact with the platform

In the course feed, feel free to **post**, **comment**, or **like** a post! By clicking on “Comment”, you can also read your classmates’ comments to the post. Click on the heart icon to like a post or a comment.



In the assignment section, you can submit a text, but you can also upload a document (Word, PDF, audio) for your teacher.

From “Settings”, you can easily change the “theme” of the platform, there are 4 different themes to choose from!

From “Profile”, feel free to upload your profile picture!