


## Accessing the Student Portal for your Online French Class

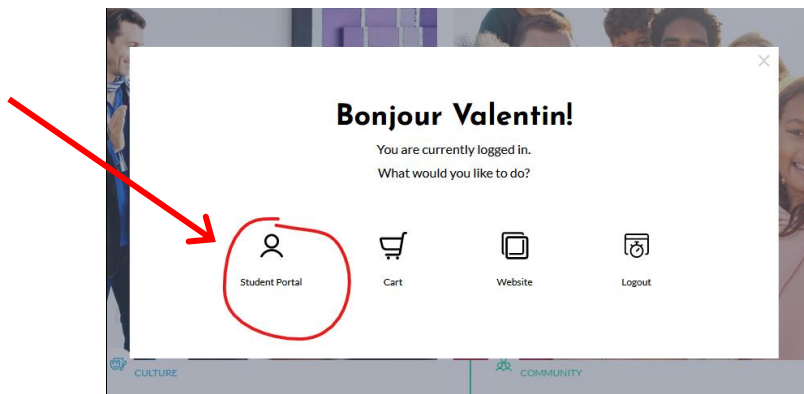
<https://www.alliancefrancaise.ca/af/students>

**1) – Login to Alliance Française Vancouver website [www.alliancefrancaise.ca](http://www.alliancefrancaise.ca)** using the email address you receive your invoices, newsletters, reminders ...

*If you never logged in to your AF account online, you will have to click “forgot my password” to change /create a new password using the email address we have on file.*

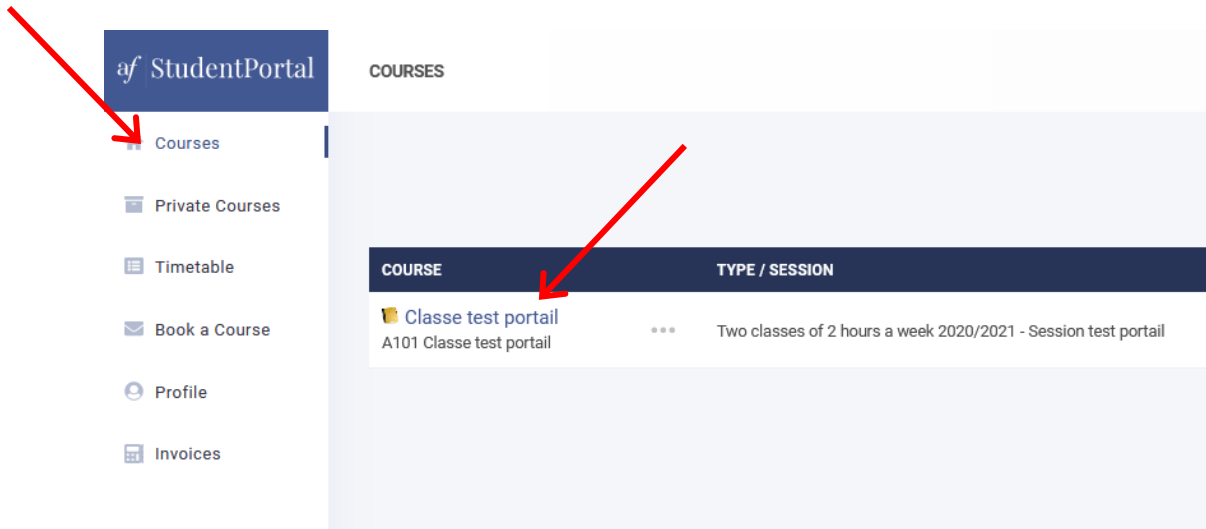


**2) – Go directly to <https://www.alliancefrancaise.ca/af/students> ,**  
or go to the login popup and click on **“Student portal”**



### 3) The Student Portal: access your class

When on the student portal, go to the section “courses”, and then click on the title of your French course (most recent on top).



### 4) Understand the learning platform

**Course feed:** Here, you will find all the posts and discussions by the teacher and the students of the class (most recent on top, except “pinned” posts by the teacher). You can comment or like a post!

**Assignment:** access your assignments, submit your work and check the teacher’s comments and grade.

**Documents:** when the teacher adds a document, you can find it here.

